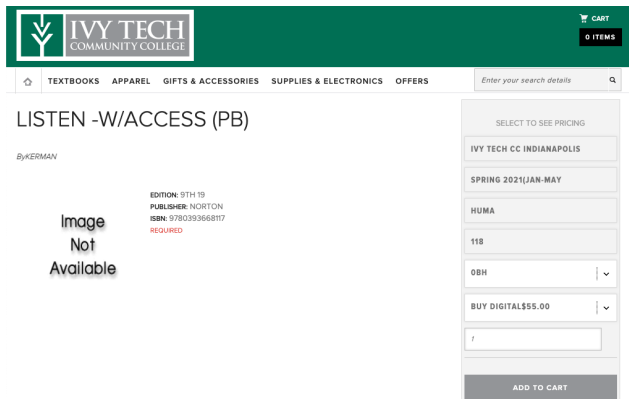
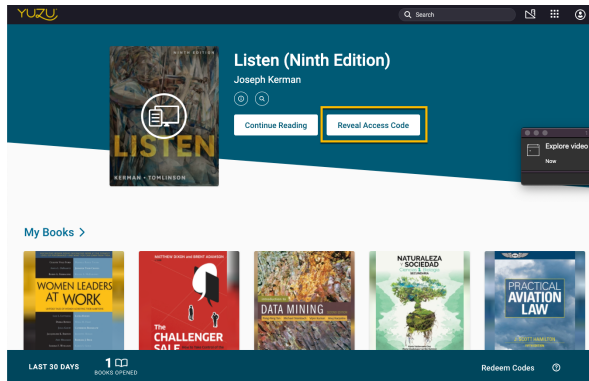


Purchase and Access Your Courseware

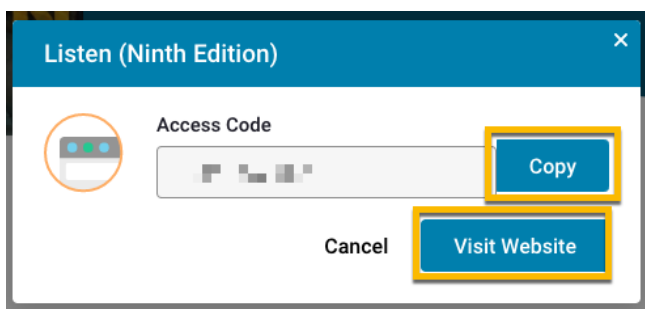
Step 1 Purchase your courseware from your institution's bookstore. *Note:* You will receive a confirmation email from your bookstore. This email does not contain your access code.



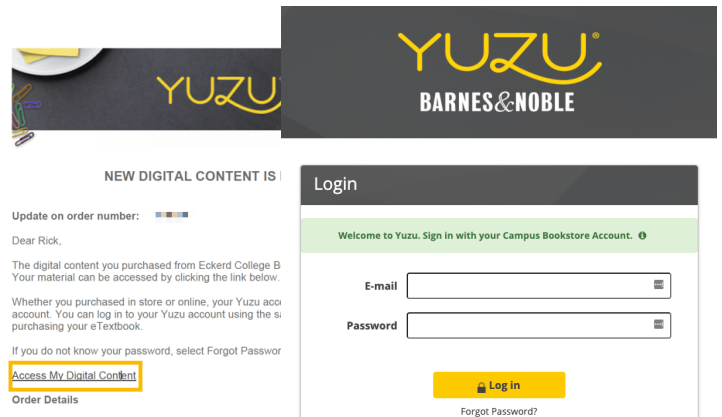
Step 3 Click **Reveal Access Code**.



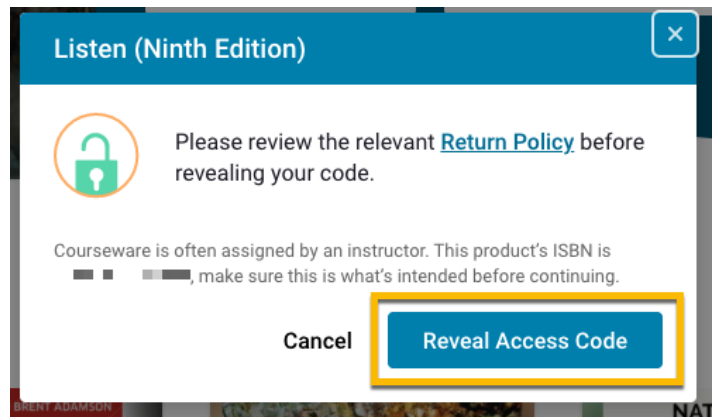
Step 5 Copy the code, then visit the courseware website to redeem your code and access your content.



Step 2 Login to your Yuzu account.



Step 4 Follow the on-screen instructions and review the Return Policy before revealing your code. If you've purchased the correct title, click **Reveal Access Code**.



Redeem on mobile

1. Download and login to the Yuzu app.
2. Click the menu icon, then **My Account**.
3. Click the menu icon again, then click on **Resources**.
4. Click **Access Codes**, and copy the code.
5. Navigate to the courseware provider's website, and paste the code to redeem.